



**FOR SCHEDULING – CALL (763) 398-4400 FAX (763) 398-6388**

**YOUR APPOINTMENT**

Date \_\_\_\_\_

Time \_\_\_\_\_

Clinic Location\*

- Crystal (C)
- Maple Grove (MG)
- Plymouth (P)
- Robbinsdale (R)

\*Maps and directions on back.

**PATIENT INFORMATION**

Patient Name: \_\_\_\_\_

Date of Birth: \_\_\_\_\_ SS#: \_\_\_\_\_

Home Phone: \_\_\_\_\_ Work Phone: \_\_\_\_\_

Reason for Examination: \_\_\_\_\_

Referring Provider: \_\_\_\_\_

Office Phone: \_\_\_\_\_

Referring Provider Signature: \_\_\_\_\_

**EXAM TYPE**

Location

- MRI MG, P, C
- CT MG, P, C
- MR Angiography MG, P, C
- CT Angiography MG, P, C
- Ultrasound MG, P, R, C
- X-ray MG, P, R, C
- Mammogram MG, P, C
- Pain Injection MG, P, R
- Bone Density MG, P, C

**AREA TO BE EXAMINED**

**BODY IMAGING**

- Abdomen  Abd/Pelvis
- Pelvis  Chest

**HEAD & NECK**

- Facial Bones  Orbits
- Head  Sinus
- Neck  TMJ

**SPINE**

- Cervical Levels: \_\_\_\_\_
- Thoracic Levels: \_\_\_\_\_
- Lumbar Levels: \_\_\_\_\_

**EXTREMITIES**

- Ankle  R  L
- Foot  R  L
- Elbow  R  L
- Hand  R  L
- Hip  R  L
- Knee  R  L
- Shoulder  R  L
- Wrist  R  L

**MR ANGIOGRAPHY**

- Intracranial
- Neck – Carotid
- Body \_\_\_\_\_
- Extremities \_\_\_\_\_

**CT ANGIOGRAPHY**

- Intracranial – Circle of Willis
- Neck – Carotid
- Aorta

**ULTRASOUND**

- Abdomen  Newborn Hips
- Aorta  Pelvis
- Bladder  Pelvis/TV
- Carotid  Renal
- Extremities  OB/GYN
- \_\_\_\_\_  Testicular
- \_\_\_\_\_  Thyroid
- \_\_\_\_\_  Venous
- \_\_\_\_\_  ABI

**ULTRASOUND**

- Diagnostic Nerve Root Block
- Epidural Steroid Injection
- Facet Injection
- Joint Aspiration
- Joint Injection
  - Hip
  - Sacroiliac (SI)
  - Shoulder
  - \_\_\_\_\_

**CONSULTATIONS**

- Uterine Fibroids
- Abdominal Aortic Aneurysm
- Varicose Veins
- Vertebroplasty and Compression Fractures
- Claudication
- Kyphoplasty
- Other: \_\_\_\_\_

**X-RAY**

Exam(s) requested: \_\_\_\_\_

**SPECIAL INSTRUCTIONS**

- Contrast Media
  - IV Contrast
  - Oral Contrast
  - With and Without Contrast
- STAT (Read and Call ASAP)
- (Hold and Call)
- Patient to Wait for Films
- Other \_\_\_\_\_

**CLINICAL HISTORY**

\_\_\_\_\_  
 \_\_\_\_\_  
 \_\_\_\_\_  
 \_\_\_\_\_  
 \_\_\_\_\_  
 \_\_\_\_\_

# Imaging Center

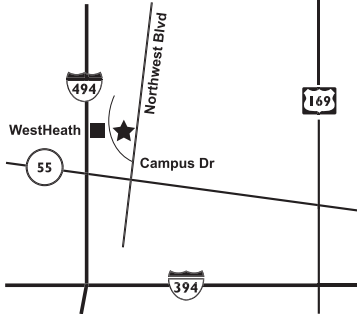
of Plymouth

A Partnership of North Memorial & Minneapolis Radiology

## Imaging Center of Plymouth

2800 Campus Drive, Suite 30  
Plymouth, MN 55441  
(763) 398-6390 phone  
(763) 398-6391 fax

Imaging Center of Plymouth is located directly across from WestHealth near 494 and Highway 55.



**From 494**, take Highway 55 East to Northwest Boulevard. Turn left on Northwest Boulevard. Turn left on Campus Drive. Take the second right into the imaging center's parking lot.

**From the northwest**, take 94 East, following 494 South to Highway 55. Take Highway 55 East to Northwest Boulevard. Turn left on Northwest Boulevard. Turn left on Campus Drive. Take the second right into the imaging center's parking lot.

**From the southeast**, take 394 West to Highway 169 North. Follow Highway 55 West to Northwest Boulevard. Turn right on Northwest Boulevard. Turn left on Campus Drive. Take the second right into the imaging center's parking lot.

# Imaging Center

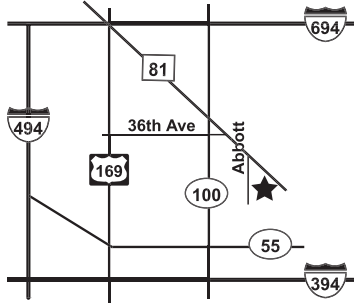
of Robbinsdale

Experts in Medical Imaging

## Imaging Center of Robbinsdale

3366 Oakdale Avenue North  
Robbinsdale, MN 55422  
(763) 398-6611 phone  
(763) 398-6601 fax

Imaging Center of Robbinsdale is located in the Oakdale Medical Building directly across from North Memorial Medical Center.



**From the northeast**, follow 694 West to Highway 100 South. Exit at Highway 81 and turn left. Turn right at Abbott Avenue. The Oakdale Avenue Parking Ramp will be on your left.

**From the northwest**, follow 94 East to Highway 100 South. Exit at Highway 81 and turn left. Turn right at Abbott Avenue. The Oakdale Avenue Parking Ramp will be on your left.

**From the south**, follow Highway 100 North to the 36th Avenue Exit and turn right. Continue to Highway 81 and turn right. Turn right again at Abbott Avenue. The Oakdale Avenue Parking Ramp will be on your left.

# Imaging Center

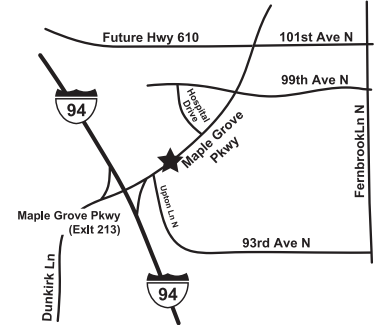
of Maple Grove

A Partnership of North Memorial & Minneapolis Radiology

## Imaging Center of Maple Grove

9855 Hospital Drive, Suite 150  
Maple Grove, MN 55369  
(763) 398-6363 phone  
(763) 398-6364 fax

Imaging Center of Maple Grove is located in the medical office building on the campus of the Maple Grove Hospital.



**From 494 and 694**, follow 94 West to the Maple Grove Parkway exit (213). Go East on Maple Grove Parkway to Hospital Drive. Turn left on Hospital Drive. Turn left into the medical office building parking lot.

**From the north**, follow 94 East to the Maple Grove Parkway exit (213). Go East on Maple Grove Parkway to Hospital Drive. Turn left on Hospital Drive. Turn left into the medical office building parking lot.

# Imaging Center

of Crystal

A Partnership of North Memorial & Minneapolis Radiology

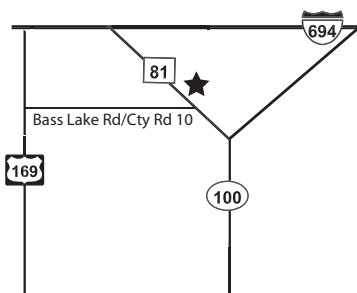
## Imaging Center of Crystal

5700 Bottineau Boulevard, Suite 150  
Crystal, MN 55429  
(763) 398-6040 phone  
(763) 398-6041 fax

Imaging Center of Crystal is located in the medical building off Bass Lake Road and Bottineau Boulevard/County Road 81.

**From 94/694**, take Bottineau Blvd/CR 81 south then make a U-turn at Bass Lake Road. Take the first right onto Crystal Airport Road and another right onto Colorado Ave N.

**From 394**, take 169 North, exiting right onto Bass Lake Road/CR 10. Left onto Bottineau Blvd/CR 81, then take the first right onto Crystal Airport Road and another right onto Colorado Ave N.



## SCHEDULE APPOINTMENTS BY CALLING ONE NUMBER (763) 398-4400

Our other locations:

|                                  |                |
|----------------------------------|----------------|
| The Breast Center of Maple Grove | (763) 398-6370 |
| OpenSided MRI                    | (763) 797-0077 |
| Minneapolis Vein Center          | (763) 398-8710 |
| Minneapolis Vascular Physicians  | (763) 398-8710 |

For more information or to download this scheduling form visit us at [www.mplsrad.com](http://www.mplsrad.com)



MINNEAPOLIS RADIOLOGY  
Experts in medical imaging